

WiFi 802.11ac / BT4.2 Installation Guide




Figure 1: Wi-Fi/BT connector location




Figure 2: Number of pins





Figure 3: Wi-Fi/BT top view (left) and bottom view (right)




Figure 4: Wi-Fi/BT module



Figure 5: Linden V5 with Wi-Fi/BT module installed. Please match the pins when installing.